



BAMBOO LITERATURE HOLDER

Stylishly display your literature with this four-tiered, eco-friendly floor display rack. Simply remove the rack from its case, unfold to a height of 48" or 53" and load your literature. Perfect for the office, retail spaces, trade shows and conventions.

- Holds 8.5" x 11" literature
- No tools required for set up
- Folds and stores into compact metal carrying case

Description	Dimensions (W x H x D)
Bamboo Literature Holder	11.5" x 48-53" x 18"




 Literature Display Set Up Videos at www.creativedisplaysite.com

THE CLEAR VIEW


Literature is 100% visible in the Clear View. This 10" x 10.5" x 16" box-like device actually pulls up and locks in place to become a four-tiered literature holder. So compact, it fits into a zip topped carrying case that totes like a backpack. The attractive chrome base is incredibly sturdy, while the durable clear acrylic literature holders allow you to show off your printed materials.

- Holds 8.5" x 11" literature
- Actually displays literature on both sides!
- Works great for literature of varying sizes and thicknesses
- Five 1/2" deep pockets

Description	Dimensions (W x H x D)
Clear View Literature Display	9" x 56.5" x 10"



Pages Slip Under Protective Mylar Preventing Wear & Spills



Floor Model



Counter top Model

LITERATURE PAGE FLIP BOOKS

Information will be at your fingertips with the Literature Page Flip Books. Display at trade shows, events or any public area to provide easy access to multiple pages of information. Available in a counter top and floor version that can each display up to 20 letter sized sheets. Held on an adjustable pivoting arm, the page holders can adjust between 25 & 70 degrees for multiple viewing options.

COUNTER TOP MODEL

- Sit on a desk or table, weighted base
- Can also be mounted to wall to free up valuable desk space

FLOOR MODEL

- Free standing floor display assembles quickly and easily

Description	Dimensions
Counter top Model	8" dia. base, 14" H
Floor Model	13" dia. base, 55" H

ADJUSTABLE FLOOR AND TABLETOP EASELS

The most popular easels used today! Display your signs, boards and posters on these easels that are suitable for tabletops or floor displays. They are versatile, durable, lightweight, portable and easily assembled. The telescoping legs are stabilized by a locking center brace and supported by non-skid rubber leg caps. **Easel dimensions are adjustable.**



BAMBOO EASEL



Description	Product Dimensions	Graphic Size
Bamboo Easel	30" W x 73" H	Up to 43" H

LIGHT DUTY EASEL




Description	Product Dimensions	Graphic Size
Light Duty Easel	20" W x 66" H	Up to 32" H

THE STANDARD EASEL



Description	Product Dimensions	Graphic Size
Standard Easel	20" W x 66" H	Up to 32" H

JUMBO EASEL



Description	Product Dimensions	Graphic Size
Jumbo Easel	25" W x 72" H	Up to 40" H



LIGHTED LED SIGNS

Leave no doubt that your business is "Open." Our dynamic LED Open Sign shines steady while yellow, blue, and green LED bulbs flash on and off giving the illusion of movement. For constant notification choose the LED Open/Close Sign to switch between a vibrant red lit open or a yellow light closed. Simply pull each units chain to turn the sign on or off or to switch between open and closed. Both units can be wall mounted and also suspended from the ceiling by the attached chains and rings while plugged into a standard outlet.

WI-FI LED SIGN

Let your patrons know that your business provides Wi-Fi through this colorful Wi-Fi LED Sign. The sign can be wall mounted or suspend from the ceiling by the attached chains. Simply plug into a standard outlet and turn off and on by a pull chain.

Description	Dimensions (W x H x D)
Open Sign	27" x 15" x 2"
Open/Close Sign	20" x 8" x 1"
WI-FI Sign	12" x 24" x 1"

FRONT LOAD FRAME


For headache-free graphic changes choose the Front Loading Frame. So simple to use, you don't even have to take the frame off the wall. All four frame edges flip up for quick graphic changes and the edges then snap back down to hold your graphic securely in place. Comes complete with a corrugated plastic backer and clear plastic graphic protector.

Description	Graphic Size	Frame Size
Front Load Frame I	11" x 17"	12.75" x 18.75"
Front Load Frame II	17" x 22"	18.5" x 24"
Front Load Frame III	22" x 28"	23" x 29.5"
Front Load Frame IV	24" x 36"	25.5" x 37.5"



Colors Available:



Black Silver




Flip up edges to easily change graphics



LED LIGHT BOX

Create an illuminated experience with these attractive LED Light Boxes. Perfect for trade shows, offices and retail spaces. For display, either place your LED Light Box on one of our attractive easels or hang on the wall from the sliding hanger hooks.

- Graphics are easily changed by opening the easy to use, ultra thin snap frames.



Sliding Hanger Hooks on the back of each frame makes hanging quick and easy.



All four frame edges flip up for quick front-loaded graphic changes. Edges flip back down to hold your graphic tightly!

Item#	Graphic Size	Frame Size
Light Box I	18" x 24"	19.6" x 25.6"
Light Box II	22" x 28"	23.6" x 29.6"
Light Box III	24" x 36"	25.6" x 37.6"

TOP LOAD FRAME

Add a professional, finished appearance to your graphics with the Top Load Frame. Graphics are easily changed via the concealed top-loading slot without having to remove the frame from the wall. Comes complete with a corrugated plastic backer and clear plastic graphic protector.



Top load frames make graphic changes super easy!

Description	Graphic Size	Frame Size
Top Load Frame I	8.5" x 11"	10" x 12.25"
Top Load Frame II	17" x 22"	18.5" x 23.25"
Top Load Frame III	22" x 28"	23.25" x 29.25"
Top Load Frame IV	24" x 36"	25.25" x 37.25"

Colors Available:



Black



Silver

FREE STANDING SIGN HOLDER

The Flat Base Sign Display is the perfect solution for displaying single two-sided graphics in lobbies, point of sales, retail stores and conventions. This 22" x 28" chrome sign holder has a square base that provides sturdy support for your rigid substrates.

RIGID SUBSTRATE FLOOR HOLDER

For an upscale look for any rigid graphic the Rigid Substrate Floor Display is a portable and lightweight option. Aluminum design with a bottom knob to tighten the halves together to firmly hold rigid graphics up to 1-1/4" thick. Displays include soft padded carrying cases and available in two sizes or multiple displays can be used in series for larger graphic sizes.

Description	Display Size (W x H)
Free Standing Sign Holder - 24" W	9" x 24"
Free Standing Sign Holder - 36" W	9" x 36"
Rigid Substrate Floor Holder - 6" Pair	6" W
Rigid Substrate Floor Holder - 20" Single	20" W



THE SNAP A-FRAME

The Snap A-Frame is the perfect solution when you require an attractive temporary display. Perfect for conventions and walkways, the Snap A-Frame features the fastest and easiest way available to change graphics on the fly and easily folds up for storage.

Description	Display Size (W x H)	Viewable Dimensions (W x H)
The Snap A-Frame	25" x 45"	23" x 32.5"



FOLD-UP A-FRAME

The Fold-Up A-Frame is a lightweight a-frame that collapses to a compact size for easy storage and transport. Simply add two 22" x 28" corrugated signs and you have a durable temporary sign that can be used both indoors and outdoors.

Description	Display Size (W x H)	Viewable Dimensions (W x H)
Fold-Up A-Frame	25" x 44.5"	22" x 28"



Interior Display
Instruction & Set Up
videos found at
www.creativedisplaysite.com

Description	Display Size (W x H)	Graphic Dimensions (W x H)
Pedestal Snap Frame	11" x 34"-50"	11" x 8.5"
Pedestal Sign Display	22.25" x 66"	22" x 28"
Flat Base Sign Display	22.25" x 59"	22" x 28"



PEDESTAL SNAP FRAME

With the Pedestal Snap Frame, you don't even need a wall to post signage. This innovative product is actually a snap frame mounted on a stand. It securely holds a 11" x 8.5" sign either vertically or horizontally and even telescopes in height. Perfect for lobbies and restaurants. Height adjustable from 34" to 50".



PEDESTAL SIGN DISPLAY

This 22" x 28" chrome sign holder is an excellent investment, as it will last for years. The stylish round base provides sturdy support for a rigid substrate with graphics on both sides.



FLAT BASE SIGN DISPLAY

The Flat Base Sign Display allows you to display a highly visible single or double sided 28" x 22" sign while taking up only a small amount of floor space.

RECTANGULAR TUBING SIGN DISPLAYS

Use the same amount of floor space to display one, two or three 28" x 22" signs. All units are made of sturdy rectangular tubing to give solid structural support to your messages. Because graphics are visible from both sides, these displays are perfect to grab attention in an entryway, lobby or store. All units are available in a chrome finish. Single and Triple displays also available in a black finish.

Description	Display Size (W x H)	Graphic Dimensions (W x H)
Rectangular Tubing Sign Display - Single	23.25" x 59"	22" x 28"
Rectangular Tubing Sign Display - Double	23.25" x 60"	22" x 28"
Rectangular Tubing Sign Display - Triple	25" x 90"	22" x 28"



Rectangular Tubing Sign Display - Single



Rectangular Tubing Sign Display - Double



Rectangular Tubing Sign Display - Triple