

JEFFERSON ELEMENTARY SCHOOL

VAN WERT CITY SCHOOLS

1120 BUCKEYE DRIVE
VAN WERT, OHIO 45891

School Building Improvements in the
VAN WERT CITY SCHOOL DISTRICT
are Funded Through a Partnership with the
STATE OF OHIO
OHIO SCHOOL FACILITIES COMMISSION
Classroom Facilities Assistance Program



John Kasich, Governor


SCHOOL DISTRICT
VAN WERT CITY SCHOOLS
Ken Amstutz, Superintendent
205 W Crawford Street
Van Wert, Ohio 45891



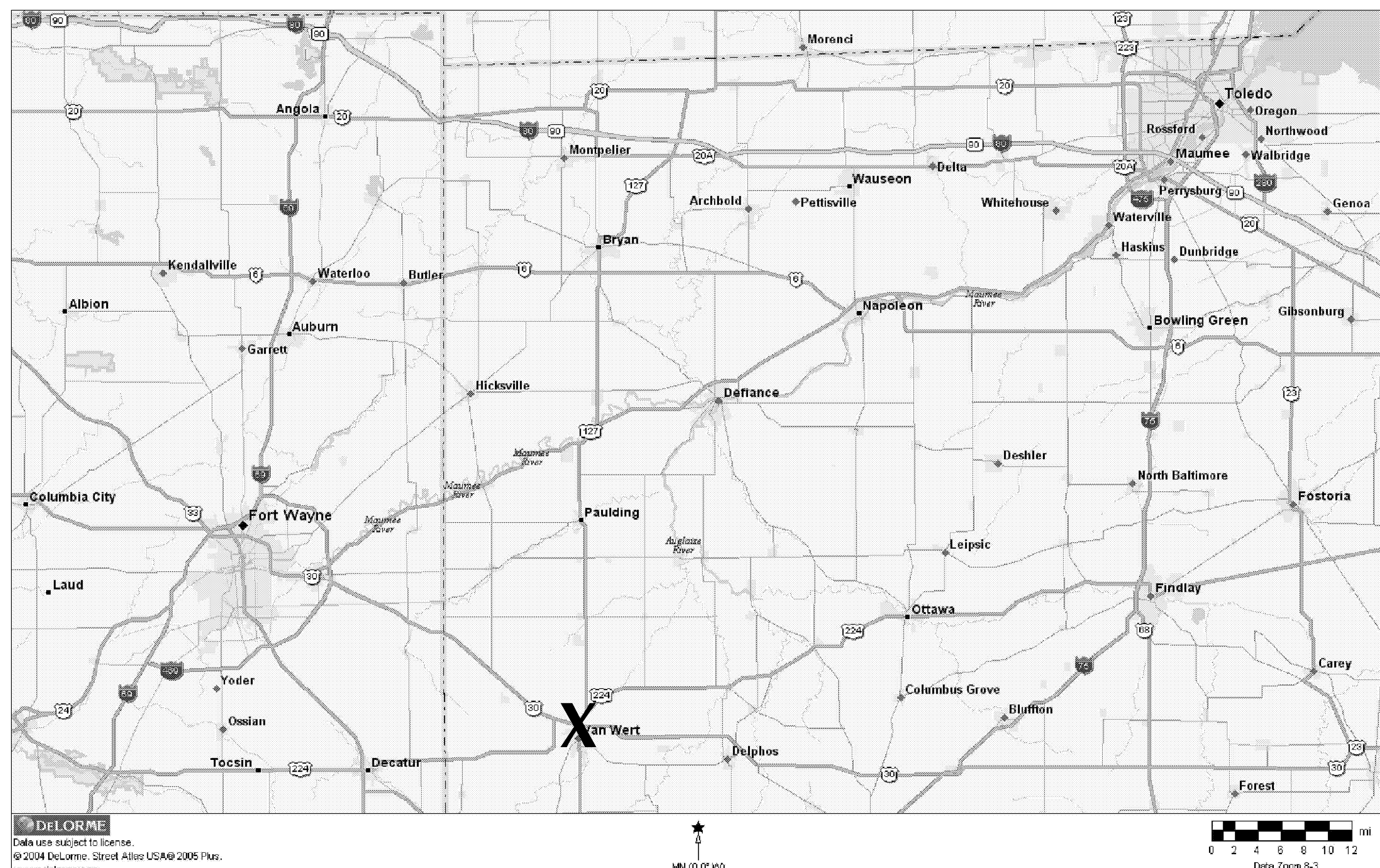
ARCHITECT
BEILHARZ ARCHITECTS, INC.
701 1/2 West First Street
Defiance, Ohio 43512



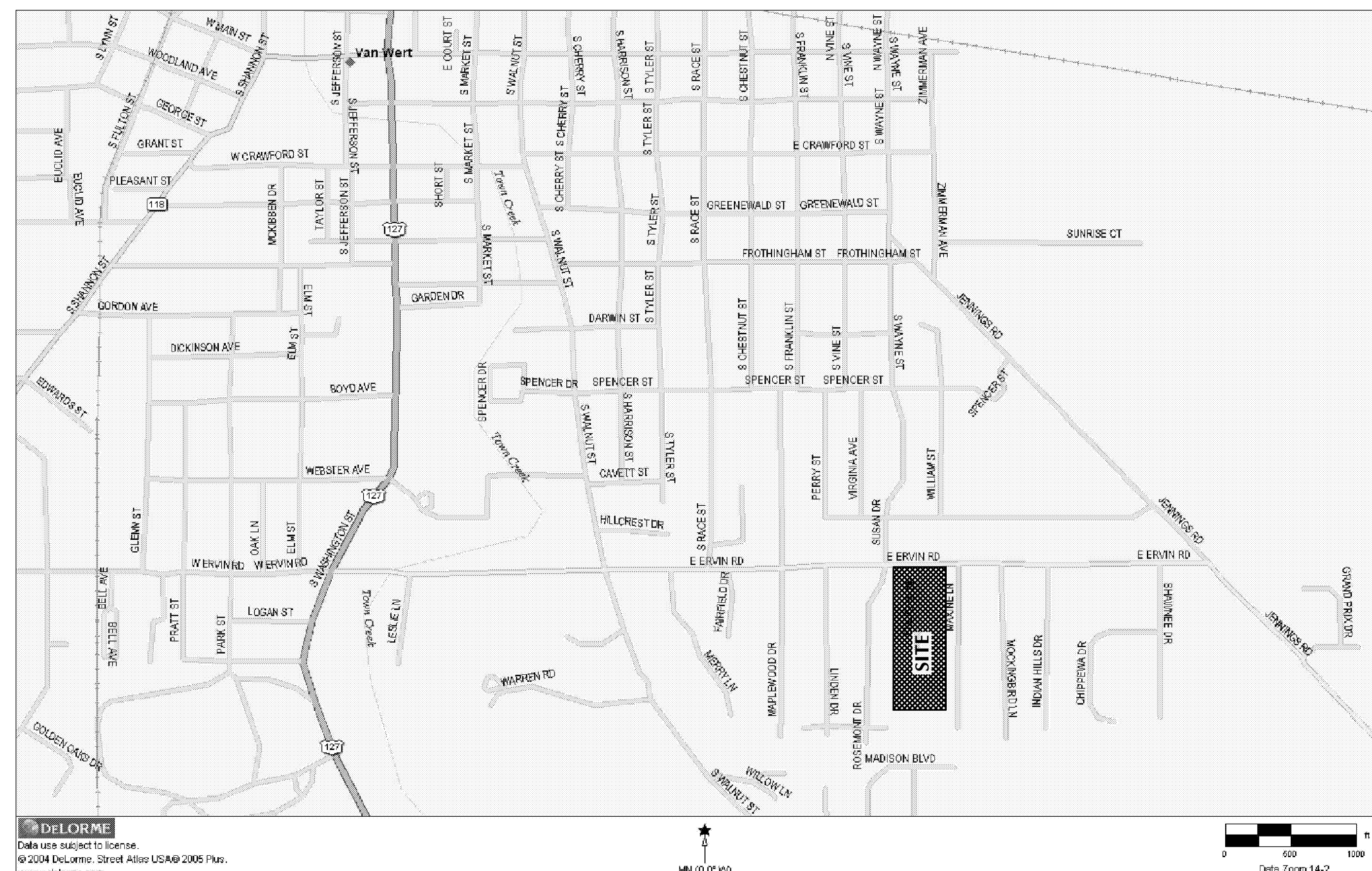
CONSTRUCTION MANAGER
RICHARD L. BOWEN + ASSOCIATES
2100 Lost Creek Blvd
Lima, OH 45804



CONSULTING ENGINEER (HVAC, ELECTRICAL, COMMUNICATIONS)
JDRM Engineering, Inc.
5604 N. Main Street Suite 200
Sylvania, Ohio 43560



REGIONAL MAP



LOCATION MAP

INDEX OF DRAWINGS

- GENERAL**
- 1 G-001 Cover Sheet, Index, Legend, Maps
 - 2 G-101 Site Survey
 - 3 G-102 Stormwater Pollution Prevention Plan
 - 4 G-111 Life Safety Plan, Code and Area Summary Schedules

SITE

- 5 CD101 Site Development Plan
- 6 CG101 Existing Topographic Plan
- 7 CG102 Site Grading Plan
- 8 CP101 Site Paving Layout Plan
- 9 CP102 Site Striping Plan
- 10 CP401 Enlarged Playground Plans and Details
- 11 CU101 Site Utility Plan
- 12 C-501 Site Details

STRUCTURAL

- 13 SF101 Foundation/Floor Framing Plan and Details
- 14 SR101 Roof Framing Plan and Details

DEMOLITION

- 15 AD101 Demolition Plan
- 16 AD201 Exterior Elevations - Demolition

ARCHITECTURAL - ENVELOPE

- 17 AE101 Floor Plan
- 18 AE111 Roof Plan and Details
- 19 AE201 Exterior Elevations
- 20 AE300 Building Envelope Details
- 21 AE301 Building Sections, Wall Sections, Details
- 22 AE302 Building Sections, Wall Sections, Details
- 23 AE303 Building Sections, Wall Sections, Details
- 24 AE501 Roof Details
- 25 AE801 Door Schedule, Opening Elevations, and Signage
- 26 AE602 Opening Details

ARCHITECTURAL - FINISHES

- 27 AF101 Flooring Plan
- 28 AF111 Reflected Ceiling Plan
- 29 AF201 Interior Elevations
- 30 AF202 Interior Elevations
- 31 AF401 Enlarged Floor Plans and Details
- 32 AF501 Casework Details and Schedule
- 33 AF801 Room Finish and Finish Materials Schedules

EQUIPMENT

- 34 AQ101 Equipment Plan

FIRE PROTECTION

- 35 FP101 Fire Protection Plan

PLUMBING

- 36 P-101 Plumbing Plan
- 37 P-401 Enlarged Plumbing Plans and Details
- 38 P-901 Sanitary Isometric

HVAC

- 39 MS101 Geothermal Site Plan and Details
- 40 MD101 HVAC Demolition Foundation Plan
- 41 MD111 HVAC Demolition Floor Plan
- 42 MD121 HVAC Demolition Roof Plan
- 43 MH101 HVAC Foundation Plan
- 44 MH111 HVAC Floor Plan
- 45 MH121 HVAC Roof Plan
- 46 MP101 Piping Foundation Plan
- 47 MP111 Piping Floor Plan
- 48 M-301 HVAC Sections
- 49 M-401 Enlarged Mechanical Room Plans
- 50 M-501 HVAC Details & Schematics
- 51 M-801 HVAC Schedules

ELECTRICAL

- 52 E-201 Electrical Symbol Legend
- 53 ES101 Electrical Site Plan
- 54 ES501 Electrical Site Details
- 55 EP101 Power Demolition Plan
- 56 EP111 Power Plan
- 57 EP121 Electrical Plan
- 58 EP501 Electrical Details
- 59 EP502 Electrical Details
- 60 EP801 Panel Schedules
- 61 EP802 One Line Diagram - Existing
- 62 EP803 One Line Diagram - Existing
- 63 EL101 Lighting Demolition Plan
- 64 EL111 Lighting Plan
- 65 EL501 Lighting Details
- 66 EL801 Luminaire Schedule

COMMUNICATIONS

- 67 EC101 Unit A Communications Demolition Plan
- 68 EC102 Unit B Communications Demolition Plan
- 69 EC110 Overall Communications Plan
- 70 EC111 Unit A Communications Plan
- 71 EC112 Unit B Communications Plan
- 72 EC501 Communications Diagrams
- 73 EC502 Communications Rack Elevations and Enlarged Plans
- 74 EC503 Communications CADD Riser Diagram
- 75 EC504 Communications Details
- 76 EC505 Communications Details
- 77 EC506 Communications Details
- 78 EC507 Security and Surveillance System Diagrams and Details
- 79 EC801 Communications Legend, Schedules and Details

CROSS REFERENCE LEGEND

- DETAIL NUMBER
- DRAWING WHERE DETAIL OCCURS OR IS TAKEN
- ELEVATION OR SECTION NUMBER
- DRAWING WHERE ELEVATION OR SECTION OCCURS OR IS TAKEN
- ROOM NAME, SEE SHEET AF01 ROOM NUMBER
- EXISTING DOOR AND DOOR NUMBER, SEE SHEET AE01
- NEW DOOR AND DOOR NUMBER, SEE SHEET AE01
- WINDOW OR STOREFRONT ASSEMBLY, SEE SHEET AE01
- KEYNOTE NUMBER
- REVISION NUMBER
- GRADE ELEVATIONS
- TEST BORING LOCATION

PRIME CONTRACTOR LEGEND

- GC GENERAL CONTRACTOR
- FSC FIRE SUPPRESSION CONTRACTOR
- PC PLUMBING CONTRACTOR
- HC HVAC CONTRACTOR
- EC ELECTRICAL CONTRACTOR

B|A
BEILHARZ
ARCHITECTS
INCORPORATED

PLOT SCALE
1/8"=1'-0"

FOR SHEET SIZE 30"x42"

ISSUE DATE	DESCRIPTION
1 05-19-10	SCHEMATIC
2 09-24-10	DESIGN
3 07-18-11	CONSTRUCTION
4 10-21-11	PLAN APPROVAL
5 02-13-12	FOR BIDS

© 2012 BEILHARZ ARCHITECTS, INC.
THE CONTENT OF THIS DRAWING IS NOT INTENDED TO BE USED FOR ANY PURPOSE OTHER THAN THE INTENDED PURPOSE OF THIS DOCUMENT, NOR FOR USE ON ANY OTHER PROJECT. ANY REUSE OR REPRODUCTION WITHOUT WRITTEN VERIFICATION AND APPROVAL OF THE ARCHITECT FOR THE SPECIFIC PURPOSE INTENDED SHALL BE AT THE USER'S SOLE RISK AND WITHOUT LIABILITY OR LEGAL EXPOSURE TO THE ARCHITECT.

ARCHITECTURE • CONSULTING • INTERIOR DESIGN • 701-1/2 WEST FIRST STREET • DEFIANCE • OHIO • 43512 • PHONE • 419-782-6211 • FAX • 419-782-8722 • architects@beilharzinc.com

VAN WERT CITY SCHOOLS
JEFFERSON ELEMENTARY SCHOOL ALTERATIONS
1120 BUCKEYE DRIVE
VAN WERT, OHIO 45891

COVER SHEET, INDEX, LEGEND, MAPS

PROJECT: A9-4293 / 90072

DRAWN BY: JMH/GSH

CHECKED BY: KAB

SHEET

G-001

1 OF 79